








# Toddler Activity Calendar



## February 2020

Sunday	Monday	Tuesday	Wednesday	Thursday	Friday	Saturday
						1
						Read a story about a groundhog looking for his shadow. (Literature)
2	3	4	5	6	7	8
<b>Groundhog Day</b> 	Make shadows on the wall with your hands. (Science)	Give your toddler a red basket for collecting small red objects. (Color Recognition)	Give your child some red clothes, bags, or purses for make-believe play. (Color Recognition)		Look for red fruits and vegetables at the grocery store. (Color / Nutrition)	Tear out pictures of red things in a magazine. Glue them onto red paper. (Color / Art)
9	10	11	12	13	14	15
Make a heart pizza for your child to say how much you love him. (Self-Esteem)	Make a ring from a paper plate. Let your child glue red heart shapes on ring to make a wreath. (Art)		Have your child spread glue over a paper heart shape, then sprinkle on red glitter. (Art)	Set out three hearts of different sizes. Have your toddler find the largest one. (Size)	<b>Valentine's Day</b> 	Cut out four hearts, two each of different textures. Have your child match by texture. (Match. / Text.)
16	17	18	19	20	21	22
Decorate a wagon with red, white and blue crepe paper. (Creativity)	<b>President's Day</b> 	Have a stuffed toy parade in your decorated wagon. (Imagination)	Have your toddler make herself very tall, then very small. (Sizes / Opposites)	Teach your toddler the "I Love You" song, sung to the tune of "This Old Man." (Music)	Hold onto the sides of a small blanket with your child and toss a stuffed animal up and down. (Cooperation)	Make "sound bottles" using small plastic bottles with tight lids. Fill with salt, rice or beans. (Sound Recog.)
23	24	25	26	27	28	29
Let your child help you make red JELLO for dessert. (Cooking)	Show your toddler how to wiggle her whole body like the JELLO. (Movement)	Have your toddler wiggle individual body parts, such as; toes and fingers. (Movement)		In a dark room, shine a flashlight on your child's main body parts. Have toddler name each part. (Body Parts)	Using a stuffed animal, have your child make it leap forward and backwards. (Opposites)	<b>Leap Day</b> 