










Toddler Station



March 2017

Sunday	Monday	Tuesday	Wednesday	Thursday	Friday	Saturday
			1	2	3	4
			Take a ride with your toddler on a windy day and look for things blowing in the wind. (Science)		Have your child make his own wind by waving a fan. (Science)	Let your toddler help you hold the string while flying a kite. (Responsibility)
5	6	7	8	9	10	11
Discuss how kites can fly "high" and "low". (Opposites)	Give your child a paper kite shape to decorate. (Art)		Hang the decorated kite on a wall. Tape a tail to it. (Self-Esteem)	Encourage your toddler to make her hands go up high and then down low like a kite. (Movement)	Place a small mirror in a glass of water. Set the glass in the sun to see a rainbow. (Science)	Sing a song about a rainbow. (Music) 
12	13	14	15	16	17	18
Have your child look for something green to wear today. (Color Recognition)	Give your toddler uncooked green peas for a healthy snack. (Nutrition)	Let your child decorate a large piece of paper with a green marker to make a placemat. (Art)	Hide paper shamrocks for your toddler to find. (Problem Solving)	Make a large shamrock by gluing three green heart shapes on a sheet of paper. Draw a stem with a green crayon. (Art)	St. Patrick's Day 	Let your toddler finger paint with blue and yellow paint. What happens? (Science)
19	20	21	22	23	24	25
Go for a walk and look for spring flowers. (Science)	Spring Begins 	Place a large thin paper circle on your child's head. Press the paper down over his head and wrap tape around the crown to create a hat. Decorate. (Art)		Turn a large hat upside-down. Toss poker chips or cardboard circles into the hat. (Coordination)	Teach your child the rhyme "The Muffin Man". (Rhymes/ Language)	Say words such as "up" and "down" when giving your toddler a ride on a swing. (Opposites)
26	27	28	29	30	31	
Give your child large plastic straws cut into 2" sections to string onto pipe cleaners. (Sm. Mus. Dev.)	Wrap a piece of masking tape around your toddler's finger. Draw a face for a puppet. (Lang. Dev.)	Go for a walk outside with your child and look for animal homes. (Science)	Walk through your house with your toddler and name the different rooms. (Lang. Dev.)		Encourage your child to build homes using blocks. (Construction)	