








# Toddler Station



## February 2017

| Sunday   | Monday  | Tuesday   | Wednesday   | Thursday  | Friday  | Saturday   |
|--|---|---|---|---|---|--|
|  |   |   | 1   | 2   | 3   | 4  |
|  |                              |   | Read a story about a groundhog looking for his shadow. (Literature)                     |   | Make shadows on the wall with your hands (Science)                                    | Have your toddler make herself very tall, then very small. (Size/Opposites)  |
| 5  | 6   | 7   | 8   | 9   | 10  | 11   |
|   | Give your toddler a red basket for collecting small red objects. (Color Recognition)                          | Give your child some red clothes, bags, or purses for make-believe play. (Color/Imagination)                        | Look for red fruits and vegetables at the grocery store. (Color/Nutrition)              | Tear out pictures of red things in a magazine. Glue them onto red paper. (Color/Art)  |   | Make a heart pizza for your child to say how much you love him. (Self-Esteem)  |
| 12   | 13  | 14  | 15  | 16  | 17  | 18   |
| Cut the center out of a small paper plate to make a ring. Let your child glue red heart shapes around the ring to make a heart wreath. (Art) | Have your child spread glue over a paper heart shape, then sprinkle on red glitter. (Art)                     | <b>Valentine's Day</b><br>       | Set out three hearts of different sizes. Have your toddler find the largest one. (Size) | Cut out four hearts, two from soft materials and two from rough materials. Have your child match the hearts by texture. (Matching/Textures) | Teach your toddler the "I Love You" song, sung to the tune of "This Old Man". (Music) | Hold onto the sides of a small blanket with your child and toss a stuffed animal up and down. (cooperation/Coordination) |
| 19   | 20  | 21  | 22  | 23  | 24  | 25   |
| Decorate a wagon with red, white and blue crepe paper. (Creativity)  | <b>President's Day</b><br> | Have a stuffed toy parade in your decorated wagon. (Imagination)  | Let your child help you make red JELLO for dessert. (Cooking)                           | Show your toddler how to wiggle her whole body like the JELLO. (Movement)   | Have your toddler wiggle individual body parts, such as; toes and fingers. (Movement) |                                     |
| 26   | 27  | 28  |   |   |   |  |
| In a dark room, shine a flashlight on your child's main body parts. Have your toddler name each part. (Body parts)                           | Do simple exercises every day with your toddler (Health/Coordination)   | Make sound bottles using small plastic bottles with tight lids. Fill with salt, rice, or beans. (Sound Recognition) |   |   |   |  |