









# Toddler Station



## September 2016

Sunday	Monday	Tuesday	Wednesday	Thursday	Friday	Saturday
				1	2	3
				Go on a walk. Have your child pick up different leaves for a leaf collection. (Science)	Give your child a pile of leaves. Sort leaves by color; red, yellow or brown. (Colors)	Have your toddler spread glue across a paper leaf shape. Sprinkle with crumbled dried leaves. (Art)
4	5	6	7	8	9	10
Give your child some hats with which to play dress-up. (Imagination)	<b>Labor Day</b> 	Encourage your toddler to pretend to do different jobs, such as; carpentry or baking. (Pretend)	Have your child find things in your house that are noisy and things that are quiet. (Opposites)	Give your child some cheese cracker sticks to count, before eating. (Math/Snack)	Make a play phone for your toddler with a cardboard tube. (Lang./Listening)	Call or visit grandparents. (Social Development)
11	12	13	14	15	16	17
<b>Grandparent's Day</b> 	Measure your toddler's height against a wall and mark it with a piece of tape. (Measurement)	Show your child some of her old baby clothes to compare with her current clothes. (Size)	Let your toddler jump off a small stool onto pillows or a mattress. (Coordination)	Line up chairs to make a "bus". Pretend to go on a bus ride with your child. (Imagination)		Teach your toddler the words and motions to the song, "The Wheels on the Bus". (Music)
18	19	20	21	22	23	24
Give your child a black marker and some paper to draw on. (Colors/Art)		Make a headband with black cat ears for your child to wear while she pretends to be a cat. (Pretend)	Let your child paint on large paper with black paint. When dry, cut painting into a large black cat. (Art)	<b>Fall Begins</b> 	Encourage your toddler to crawl on the floor like a black spider. (Movement)	
25	26	27	28	29	30	
Give your child a paper apple shape. Have him glue red 1" tissue squares all over it. (Art)	Let your toddler enjoy some apple juice for a quick snack. (Snack/Nutrition)		Plan a red day. Wear red clothes, eat red snacks, etc. (Colors)	Make an apple shaped stick puppet and have your child glue on two paper eyes. (Lang. Dev.)	Hide a ticking clock and have your toddler find it. (Listening)	