






Toddler Station



October 2016

Sunday	Monday	Tuesday	Wednesday	Thursday	Friday	Saturday
						1
						Give your child 4" lengths of straws to push into mounds of play dough. (Construction)
2	3	4	5	6	7	8
Look for spider webs with your toddler. (Science)	Teach your child the song, "The Eensy, Weensy Spider". (Music)		Dip cars with wide-tread rubber wheels in black paint and run them across paper to make black tire prints. (Art)	Give your child colorful magazine pictures to tear into pieces and glue onto paper. (Art)	Cover small toys with aluminum foil for your toddler to unwrap. (Coordination)	Make bean bags from old small socks. Have your child toss them into a basket. (Coordination)
9	10	11	12	13	14	15
Let your child help you frost some pumpkin cookies to give to friends. (Cooking/Kindness)	Let your child glue small paper pumpkin shapes on a 1" strip of paper to make a pumpkin headband. (Art)	Help your toddler count the number of toes he has on one foot. (Math)	Draw around your child's foot. Cut out and add eyes and a craft stick handle to make a foot puppet. (Lang.)		Have your toddler dance in her stocking feet to some music. (Music)	Set out different types of shoes. Discuss why we wear different shoes at different times. (Classifying)
16	17	18	19	20	21	22
Let your child play with a real or pretend cat. (Animals)		Read the story of "The Three Little Kittens" to your toddler. (Literature)	Encourage your child to take a pumpkin for a ride in a small wagon. (Lg. Mus. Dev.)	Sponge-paint paper pumpkin shapes orange. (Art)		Hide small pumpkin cutouts for your child to find. (Problem Solving)
23/30	24/31	25	26	27	28	29
At the store, have your child point out "fat" and "skinny" pumpkins. (Size)	Add canned pumpkin to vanilla pudding to make pumpkin pudding. (Cooking)	Eat some shredded carrots for an orange snack. (Colors/Snacks)		Let your child squeeze drops of red and yellow food coloring into water to make orange. (Colors/ Science)	Show your toddler how to make happy and sad faces. Practice in front of a mirror. (Feelings/ Opposites)	Costumes without masks are safer for young children on Halloween. (Safety)