








Preschool Activity Calendar



September 2018

Sunday	Monday	Tuesday	Wednesday	Thursday	Friday	Saturday
						1
						Play an opposite game. You say a word and your child says the opposite. (Opposites)
2	3	4	5	6	7	8
Say "Thank You" to someone whose job helps you. (Appreciation)	Labor Day 	Encourage your child to tell you what she wants to be when she grows up. (Occupation)	Have your child sign his name on a card and send it to his grandparents. (Writing)	Make a sock puppet for your child to play with. (Language Development)	Have your child try to walk and act like different animals. (Dramatics)	Have your child make a shape book out of paper and magazine pictures. (Shapes)
9	10	11	12	13	14	15
Grandparents Day 	Show your child pictures of his grandparents when they were young. (History)	Find the "star" in an apple by cutting it crossways. (Science)	Make apple star prints. (Art)	Make apple sauce. (Cooking)		How many colors of apples can you find at the grocery store? (Colors /Math)
16	17	18	19	20	21	22
Using a rubber ball, teach your child how to play catch. (Coordination)	Go on a walk and look for birds flying south. (Science)		Do a favor for a neighbor with your child. (Kindness)	Pretend to be a leaf, falling and twirling down to the ground. (Movement)	Let your child help you make an apple pie or an apple crisp. (Cooking)	
23 / 30	24	25	26	27	28	29
Fall Begins 	Let your child paint on a leaf, then press a piece of paper on top to make a print. (Art)	Trace around several leaves. Have your child match leaf to tracing. (Matching)	Sort a pile of leaves by color, shape or size. (Color / Shape / Size)	Sort leaves into piles. Count leaves in each pile. (Counting)	Glue a large leaf on paper, then draw on facial and body features. (Art)	Make a letter book with pictures of things that start with the letter "A." (Letters)