








# Preschool Activity Calendar



## March 2017

| Sunday   | Monday   | Tuesday   | Wednesday  | Thursday   | Friday  | Saturday   |
|--|--|---|--|--|---|--|
|  |  |   | 1  | 2  | 3   | 4  |
|                     |                                   |   | On a windy day, show your child how to fly a kite at the park. (Coordination)              |  | Make a simple windsock by stapling ribbons onto a 3" strip of paper, then wrap the paper into a ring and tape together. (Art/Science) | Practice blowing ping pong balls across a table or floor. (Coordination)         |
| 5  | 6  | 7   | 8  | 9  | 10  | 11   |
|                     | Hold up a ribbon. Let your child blow it fast then slow, just like the wind. (Science)                             | Read "Green Eggs & Ham" by Dr. Seuss to your children. (Literature)                 | Use green food coloring to make green scrambled eggs with your child. (Cooking)            | Have your child make green peas from green play dough. (Sm. Muscle Development)    | Give your child green crayons to write his favorite letters. (Letters)  | Have your child tear green pictures out of old magazines. (Color Recognition)    |
| 12   | 13   | 14  | 15   | 16   | 17  | 18   |
| Make shamrock pictures by gluing three green heart shapes together on a piece of paper. (Shapes/Art) | Hide paper shamrocks around the house for your child to find. (Problem Solving)                                    |  | Ask your child what she would wish for if she found a real four-leaf clover. (Imagination) | Sing "Leprechaun" to the tune of "This Old Man". (Music)                           | <b>Happy St. Patrick's Day</b><br>               | Play some Irish music and dance a jig with your child. (Movement)                |
| 19   | 20   | 21  | 22   | 23   | 24  | 25   |
| Read your child a children's story about spring. (Science/Literature)                                | <b>Spring Begins</b><br>        | Take a walk and look for signs of spring. (Science)                                 | Plant some spring flowers. (Science/Gardening)   | Write a postcard to a friend. Have your child sign his name. (Writing)             | Plan a green snack today with your child. (Nutrition/Colors)  | Make the color green by mixing yellow and blue food coloring in water. (Science) |
| 26   | 27   | 28  | 29   | 30   | 31  |  |
| Make a guitar using an empty tissue box and rubber bands. (Music)                                    | Make a shaker by placing dried beans in a paper sack. Twist and tape the top of the sack to make a handle. (Music) | Make a drum for your child using an empty oatmeal box and a wooden spoon. (Music)   | Have your child act out his favorite fairy tale. (Dramatics)                               | Lay plain paper on the bark of a tree and do crayon rubbings. (Art)                | Look around your home for other objects you could use to make crayon rubbings. (Problem Solving)                                      |  |