






Preschool Activity Calendar



October 2015

Sunday	Monday	Tuesday	Wednesday	Thursday	Friday	Saturday
				1	2	3
				Sing "Eensy, Weensy Spider" with hand movements. (Music/ Movement)	Make a spider with black play dough and black yarn. (Art)	Decorate a room with pretend cobwebs for fun. (Art)
4	5	6	7	8	9	10
Let your child help you gather food for a food bank. (Kindness)	Look for orange objects in your home (Colors)	Sing "The Wheels On The Bus" with hand movements. (Music/ Movement)		Go for a ride on a bus. Look for stores. (Community Awareness)	Give your child colored cardboard shapes to make pictures with. (Shapes)	Take your child to a climbing park. (Large Muscle Dev.)
11	12	13	14	15	16	17
Make a sailboat with a plastic lid, some play dough, a straw and a paper sail. (Construction)	Columbus Day 	Let your child help you sort the laundry. (Sorting/Problem Solving)	Give your child old clothes for dress-up. (Dramatics)	Pretend to be friendly ghosts flying around. (Movement)		Tear out ghosts from white paper and add eyes. (Sm. Muscle Dev.)
18	19	20	21	22	23	24
Discuss past Halloween or Harvest celebrations with your child. (History)	Check out some Halloween books from the library. (Literature)		Have child paint with black finger paint. When dry, cut paper into a cat shape. (Art)	Sprinkle salt in a box lid and let your child write words in the salt with his finger. (Writing)	Make banana-pumpkin milkshakes. (Cooking)	Hide paper pumpkin shapes around your house for your child to find. (Problem Solving)
25	26	27	28	29	30	31
Visit a pumpkin patch. (Science)	Carve a pumpkin together. (Cooperation)	Count pumpkin seeds. (Math)	Bake pumpkin seeds with butter and salt. (Cooking)	Put pumpkin stickers on your fingers for finger puppet fun. (Lang. Dev.)	Discuss Halloween safety rules with your child. (Safety)	